

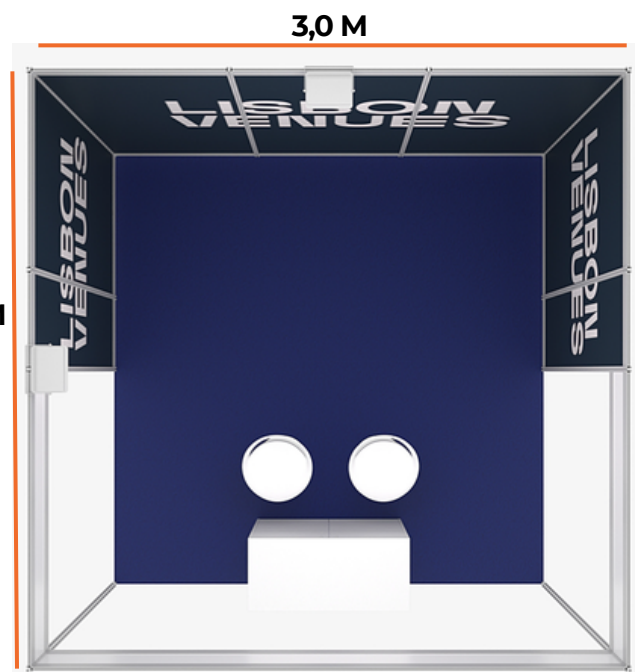


Shell Scheme Pack - 9 sqm



1,5 M



2,5M

Includes:

Structure: 3 White laminated walls - Back Wall - 3m W x 2,5m H - Side Walls - 1,5m W x 2,5m H

Branding: Exhibitor identification in self-adhesive vinyl (up to 22 graphic characters);

Electricity: Electrical Connection, switchboard with electrical outlet and consumptions;

Lighting: 2 Spotlights (50w);

Furniture: 2 White High Chairs & 1 Counter

Cleaning: First + Daily Cleaning before the event

Carpet: Blue Carpet